

# ***RX SERIES***

## ***KIOTI UTILITY TRACTOR***



  
**KIOTI**<sup>®</sup>  
*run ahead of the pack*

# Experience the new ***RX*** and powerful

## Modern and elegant “Kioti” design

The modern and elegant “Kioti” bonnet design enables quick and convenient access for daily maintenance.

## ***POWERFUL CRDI ENGINE***



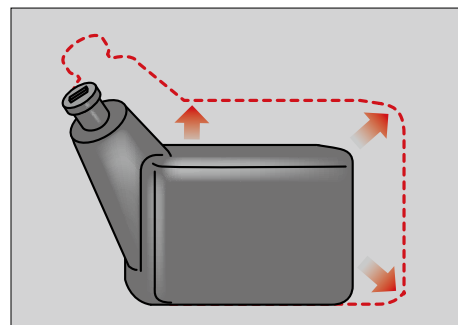
### External Hydraulic Cylinder

RX tractor has two external hydraulic cylinders which improves lift capacity with easy and convenient maintenance.



### Hydraulic 4WD


The 4WD is engaged with just simple push of switch.



### Fuel Tank(95l)

The increased 95 liter fuel tank allows productive working hours without the need for the frequent re-fueling.





### **Low Noise, Low Vibration**

Experience the RX with its new anti-vibration technology. Dramatically reduced vibration and operator in best working condition for all day long.

***RX6030 ROPS / CAB  
RX7030 ROPS / CAB  
RX8030 ROPS / CAB  
POWER SHUTTLE***



### **24x24 fully synchronized transmission**

The fully synchronized transmission provides smooth and easy shifting on the move. The 24 forward and 24 reverse transmission provides the operator with more variety of speed range to handle all kinds of jobs.



### **Auto&Hydraulic PTO**

The standard rear PTO is easily engaged by the simple push of a button. Auto PTO switch provides selection of manual and automatic PTO engagement. When the Auto PTO is engaged, the PTO will automatically stop when the implement is raised, eliminating exposure to the running implements. A safety interlock prevents the engine from starting when the PTO switch is left on.



### **High Projection Head and Working Lamp**

With the new projection head and working lamp, the operator will experience safer and easier operation in the dark operating conditions.



### Power Shuttle Lever

The Power Shuttle Lever provides easy forward and reverse operation without using the clutch pedal.



### Remote hydraulic and Joystick valve

Standard rear mounted Add-On type dual remote hydraulic valves(2nd,3rd optional) accommodate a wide variety of attachments and implements. The Mid mounted hydraulics and a single lever joystick for loader operations are standard on the RX series.



### Deluxe Suspension Seat

Ergonomically designed-fully adjustable suspension seat with fabric seat allow the operator to ride in comfort no matter what the jobs may be. The seat back incorporates a built in pocket for storing of the operators manual.

### Wider and Clearer view

The new comfortable cabin with upgraded interior will minimize operators fatigue even after long days of work. The front glass with improved wiper position and cabin sealing method provides better visibility and improved noise protection.

### Improved Air Conditioning System

The improved cooling and Heating system will ensure cooler and warmer working condition for the operator.

### Adjustable Power Steering

With hydraulic power steering, tractor has a smooth responsive steering that requires minimal operator effort regardless of the task at hand.



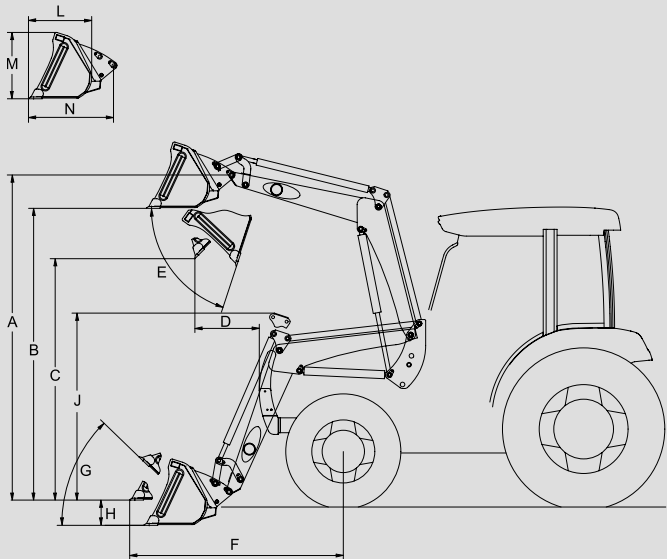


# KIOTI RX SERIES



## Front End Loader

The KL601/KL701 loader is equipped with a universal quick attach mounting system that makes attaching the bucket as simple as pulling an over-center latch. A built in parking stand on the front-end loader provides for quick and easy connection. The KL601/KL701 Loader utilizes the tractor's hydraulic system, features single-lever control with float, and comes with a bucket level indicator.



## Loader Specifications

Model	KL601	KL701
A. Maximum Lift Height	114.2"	133.9"
B. Clearance w/ Attachment Level	102.7"	123.0"
C. Clearance w/ Attachment Dumped	85.4"	102.3"
D. Reach at Maximum Height 45°	22.2"	20.4"
E. Maximum Dump Angle	71°	47°
F. Reach w/ Attachment on Ground	73.5"	80.4"
G. Maximum Rollback Angle	44°	54°
H. Digging Depth Below Grade	6.3"	6.5"
J. Overall Height in Carry Position	66.7"	69.3"
L. Depth of Attachment (to back of inner shell)	21.6"	23.3"
M. Height of Attachment	22.8"	22.9"
N. Depth of Attachment (to pivot pin)	29.1"	33.0"
S. Lift Capacity to Full Height at Pivot Pins	2,864 lbs	3,384 lbs
T. Breakout Force at Pivot Pin	4,577 lbs	5,359 lbs
Lift Cylinders	2.3" X 20.1"	2.8" X 23.2"
Bucket Cylinder	2.5" X 14.1"	2.8" X 15.9"
Bucket Width	78"	82"
Bucket Weight	306.4"	428 lbs
Approx. Weight (Without Bucket)	1,062.6 lbs	1,468 lbs
Bucket Capacity	18.7 ft3 (12.6 ft3)	21.2 ft3 (13.2 ft3)

\*Specifications and design are subject to change without notification.

# Specifications



MODEL		RX6030 / RX6030C	RX7030P / RX7030PC	RX8030P / RX8030PC
ENGINE				
Manufacturer		Daedong		
Model		4B243DTM-A	4F243DTP-A	4FT-TP2-A
Type		4Cyl., Water-cooled CRDI turbo charger engine		
MAX HP @ 2700rpm		60	70	80
Engine Gross	HP(Kw)	58	66	76
Rated revolution	rpm	2500	2500	2500
Total displacement	cc	2,435		
Fuel tank capacity	ℓ	85 / 95	85 / 95	85 / 95
DRIVE TRAIN				
Transmission		Synchro Shuttle Transmission	Power Shuttle Transmission	
Main gear shift X range gear shift		4 X 6		
No. of speeds		24 X 24		
Shuttle Type		Synchro Shuttle	Power Shuttle	
Steering		Hydrostatic Power Steering		
Main Brake Type		Wet Multi Disc		
Main Clutch Type		Dry Single Plate Clutch	Hydro Multi Wet Disc Clutch	
Mechanical differential lock		Rear Standard		
HYDRAULIC SYSTEM				
3 Point Lift Control Type	lpm(cc/rev)	Position, Draft, Mixed Control		
Total Hydraulic Flow	lpm(cc/rev)	67.6(26)		72.8(28)
Implement Pump	lpm(cc/rev)	41.6(16)		
Power Steering Pump		26(10)		31.2(12)
3-Point Hitch Type		Category II		
Lift Capacity @ Lift Point	kg.f(lbs)	2,075(4,575)		2,256(4,974)
No. of Standard		4		
PTO				
Rear PTO Shaft		SAE 1-3/8, 6 Spline		
Type		Independent		
Rated PTO rpm	rpm	540 / 540E		
TYRE SIZE				
AG. Tire				
Front		11.2-20		280/85R24
Rear		14.9-30		420/85R30
TRAVELING SPEEDS				
Forward	km/h(mph)	0.16~36.36(0.10~22.59)		0.17~37.86(0.11~23.53)
Reverse	km/h(mph)	0.16~35.75(0.10~22.21)		0.17~37.23(0.11~23.13)
DIMENSIONS				
Overall Length (w/o front weight and w/3pt hitch)	mm	3,685		3,685
Overall Width (minimum tread)	mm	1,800		1,960
Overall Height (ROPS)	mm	2,700		2,730
Overall Height (Cabin)	mm	2,630		2,655
Wheel Base	mm	2,100		2,130
Ground(Crop) Clearance	mm	420		440
Weight with ROPS	kg.f	2,360		2,540
Weight with Cabin	kg.f	2,630		2,795

\* NOTE: The specifications are subject to change for the purpose of improvement without any notice.

## Standard Equipment

- Joystic valve
- Auto PTO
- Parking brake
- 7pin socket
- Remote valve(2set)
- Sunvisor(Cab only)
- CD player(Cab only)
- Heater/Air conditioner
- Drawbar
- ROPS
- Tilt steering wheel
- Auto 4WD
- Rear view mirror
- Power socket

## Optional Equipment

- Front weights
- Sun canopy



**PFG AUSTRALIA**  
199 Australis Drive, Derrimut VIC 3030 Australia  
Tel 03 8353 3600 • Fax 03 8353 3699  
www.kiotitractors.com.au

Dealer Imprint Area